



## VW without CAN

This emulator replaces damaged immo in :

Immobiliser integrated in instrument cluster  
from 1998

Separate immobiliser


### Examples of connecting emulator to ECU:

IAW 4MV & IAW 4LV

IAW 4CV & IAW 4AV

SIEMENS - 06A 906 019 BQ


BOSCH - 4B0 907 552 C





# Immobiliser integrated in instrument cluster from 1998

Connection diagram examples



## Separate immobiliser

Connection diagram examples



- 1 +12V ACC
- 2 W LINE
- 3 K LINE
- 4 GND
- 6 GND

6-pin immobiliser plug

Cut K Line, W Line  
and connect  
them together







|   |   |   |   |
|---|---|---|---|
| 2 | 4 | 6 | 8 |
| 1 | 3 | 5 | 7 |

- 2 - +12V ACC
- 4 - GND
- 5 - GND
- 7 - W LINE
- 8 - K LINE

8- pin immobiliser plug

|   |   |   |   |    |
|---|---|---|---|----|
| 2 | 4 | 6 | 8 | 10 |
| 1 | 3 | 5 | 7 | 9  |

- 3 - +12V ACC
- 9 - GND
- 7 - W LINE
- 8 - K LINE

10- pin immobiliser plug

|    |    |    |   |   |   |
|----|----|----|---|---|---|
| 6  | 5  | 4  | 3 | 2 | 1 |
| 12 | 11 | 10 | 9 | 8 | 7 |

- 9 - W LINE
- 10 - K LINE
- 11 - GND
- 12 - +12V ACC


12- pin immobiliser plug

|   |   |   |    |
|---|---|---|----|
| 1 | 4 | 7 | 10 |
| 2 | 5 | 8 | 11 |
| 3 | 6 | 9 | 12 |

- 2 - GND
- 6 - K LINE
- 7 - +12V ACC
- 8 - W LINE

12- pin immobiliser plug



LT35 - 2 - and 5-socket ECUs up to about 2006





# IAW 4MV & IAW 4LV

Examples of connecting emulator to ECU



**CUT OFF - 43 pin**

|                |                |              |
|----------------|----------------|--------------|
| GND<br>1,2 pin | IMMO<br>43 pin | 12V<br>4 pin |
|----------------|----------------|--------------|



The emulator can be used for all ECU IAW4MV, IAW4LV when the chassis number are not entered in eeprom memory.









# IAW 4CV & IAW 4AV

Examples of connecting emulator to ECU



**CUT OFF - 19 pin**

**GND**  
2 pin

**IMMO**  
19 pin

**12V**  
3 pin








# SIEMENS - 06A 906 019 BQ

Examples of connecting emulator to ECU



**CUT OFF - 19 pin**

- GND** 2 pin
- IMMO** 19 pin
- 12V** 1 pin








# BOSCH - 4B0 907 552 C

Examples of connecting emulator to ECU



|                         |                       |                     |
|-------------------------|-----------------------|---------------------|
| <b>CUT OFF - 19 pin</b> |                       |                     |
| <b>GND</b><br>2 pin     | <b>IMMO</b><br>19 pin | <b>12V</b><br>1 pin |

